

## ESTANCIA, Iloilo - HSWG Partner Reporting Recovery Shelter Activities (as of 06-OCT-2014)

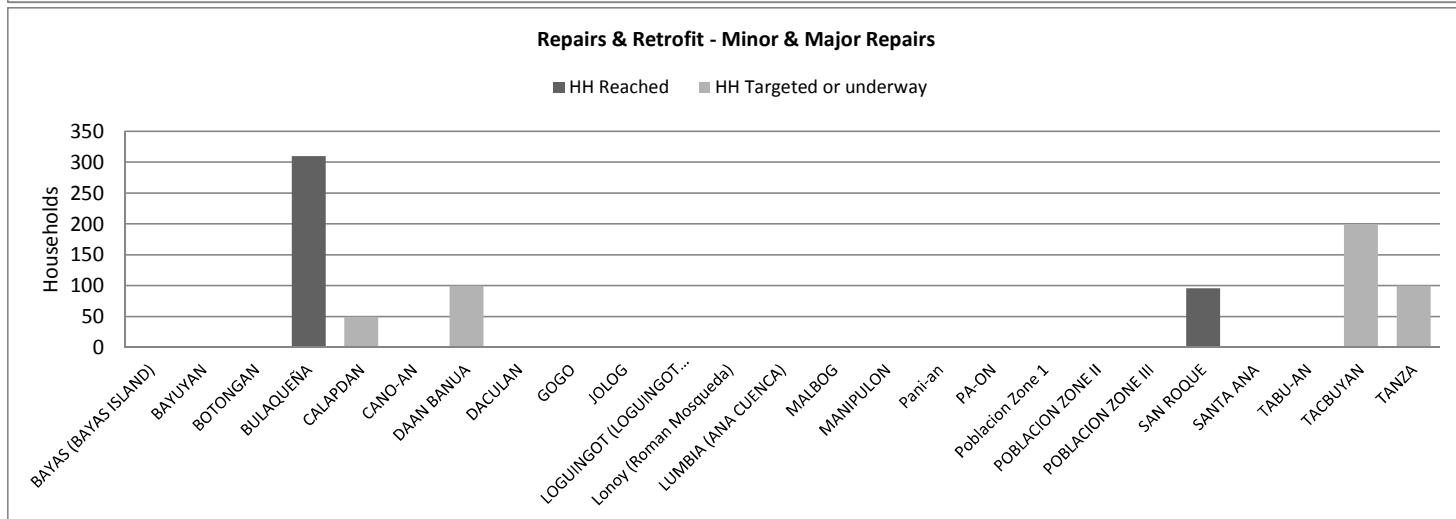
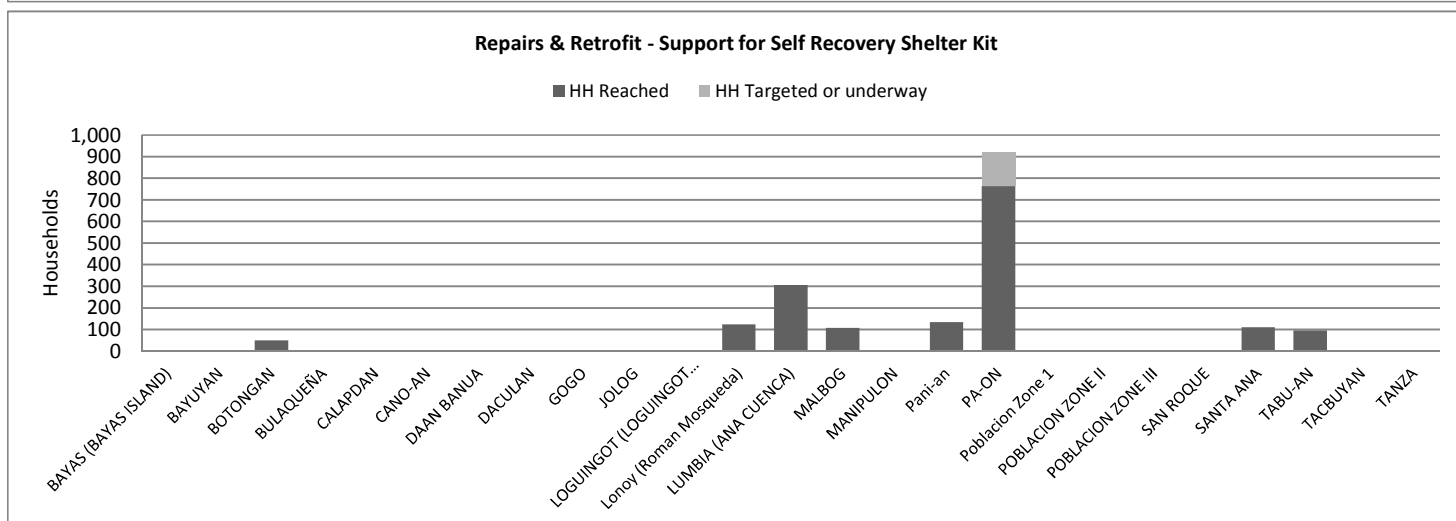
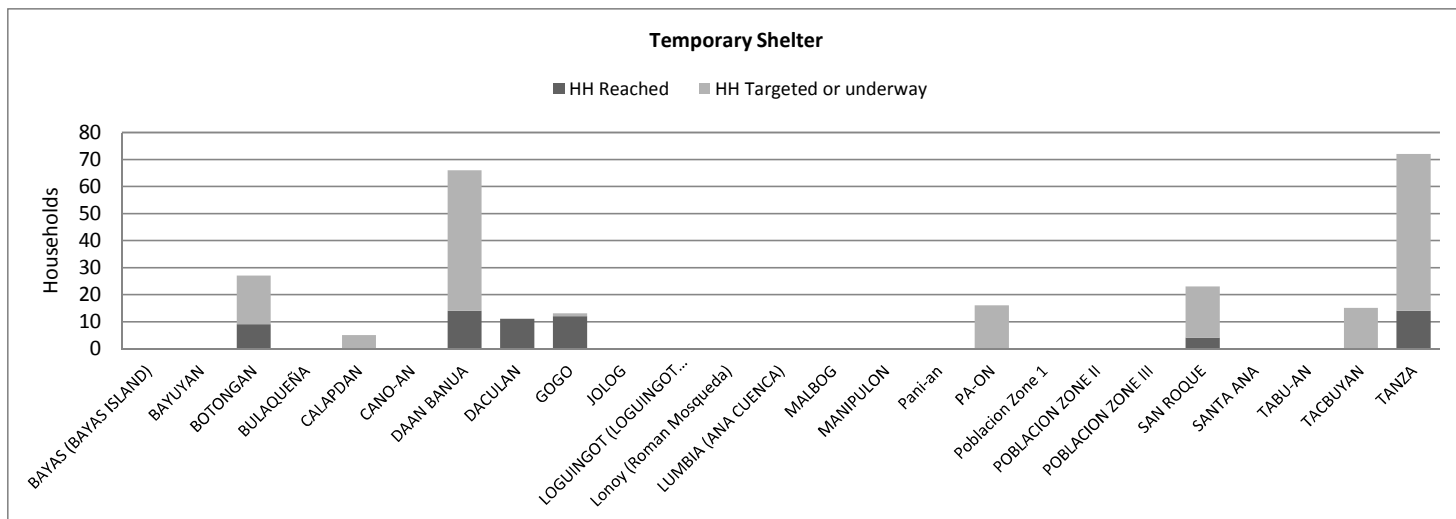
The graphs shown below represent the sum of households who have received (HH reached) or who will receive (HH targeted or underway) recovery shelter support by HSWG partner agencies. Numbers reached are those reported to the HSWG by 6th October 2014. Household number do not represent the total needs by Barangay - for this, consult with relevant Barangay or Municipality. PLEASE NOTE - scale differs in each graph.

**For explanation of intervention types, please see Shelter Cluster Recovery guidelines:**

<https://www.sheltercluster.org/Asia/Philippines/Typhoon%20Haiyan%202013/Documents/Recovery%20Shelter%20Guidelines.pdf>

**The full data set of HSWG data can be found here:**

<https://www.sheltercluster.org/Asia/Philippines/Typhoon%20Haiyan%202013/Documents/20141003%20HSWG%20Database%20for%20website.xlsb>



## ESTANCIA, Iloilo - HSWG Partner Reporting

### Recovery Shelter Activities (as of 06-OCT-2014)

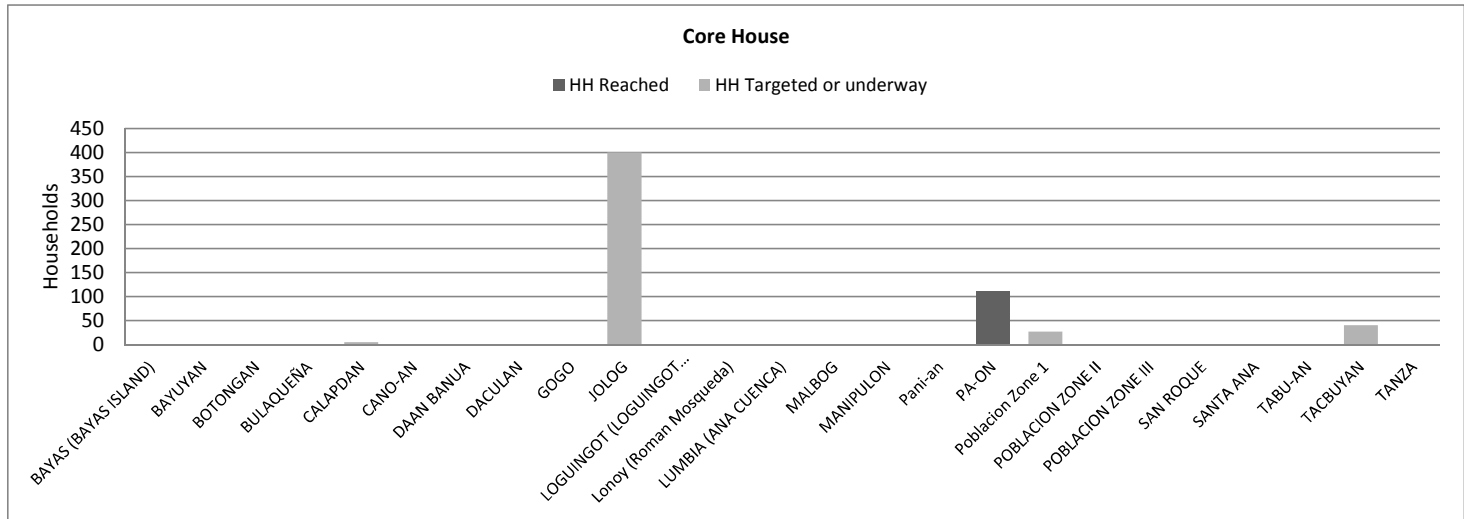
The graphs shown below represent the sum of households who have received (HH reached) or who will receive (HH targeted or underway) recovery shelter support by HSWG partner agencies. Numbers reached are those reported to the HSWG by 6th October 2014. Household number do not represent the total needs by Barangay - for this, consult with relevant Barangay or Municipality. PLEASE NOTE - scale differs in each graph.

**For explanation of intervention types, please see Shelter Cluster Recovery guidelines:**

<https://www.sheltercluster.org/Asia/Philippines/Typhoon%20Haiyan%202013/Documents/Recovery%20Shelter%20Guidelines.pdf>

**The full data set of HSWG data can be found here:**

<https://www.sheltercluster.org/Asia/Philippines/Typhoon%20Haiyan%202013/Documents/20141003%20HSWG%20Database%20for%20website.xlsb>



## ESTANCIA - HSWG Partner reporting

### Recovery Shelter activities (as of 06-OCT-2014)

#### Interventions By AGENCIES

The data shown below represent the sum of households who have received (HH reached) or who will receive (HH targeted) recovery shelter support by HSWG partner agencies. Numbers reached are those reported to the HSWG by 6th October 2014. The full data set of HSWG data can be found [here](https://www.sheltercluster.org/Asia/Philippines/Typhoon%20Haiyan%202013/Documents/20141003%20HSWG%20Database%20for%20website.xlsb):

<https://www.sheltercluster.org/Asia/Philippines/Typhoon%20Haiyan%202013/Documents/20141003%20HSWG%20Database%20for%20website.xlsb>

Agency	Temporary Shelter		Repairs & Retrofit		Core House		Permanent House		Total HH Reached	Total HH Targeted
	HH Reached	HH Targeted	HH Reached	HH Targeted	HH Reached	HH Targeted	HH Reached	HH Targeted		
Ayala Land					0	400			0	400
CARE			878	878					878	878
Citizens' Disaster Response Center			50	50					50	50
Iloilo Peoples Habitat Foundation			0	0					0	0
IOM			406	406					406	406
NCCP-ACT ALLIANCE	32	161							32	161
Solidar Suisse	0	20	0	450	0	45			0	515
Task Force Buliganay			0	0					0	0
UN-Habitat					0	27			0	27
World Renew			763	919	111	111			874	1,030
World Vision	32	67							32	67
<b>Grand Total</b>	<b>64</b>	<b>248</b>	<b>2,097</b>	<b>2,703</b>	<b>111</b>	<b>583</b>			<b>2,272</b>	<b>3,534</b>



## ESTANCIA - HSWG Partner reporting

### Recovery Shelter activities (as of 06-OCT-2014)

#### Interventions By BARANGAYS

The data shown below represent the sum of households who have received (HH reached) or who will receive (HH targeted or underway) recovery shelter support by HSWG partner agencies. Numbers reached are those reported to the HSWG by 6th October 2014. The full data set of HSWG data can be found [here](https://www.sheltercluster.org/Asia/Philippines/Typhoon%20Haiyan%202013/Documents/20141003%20HSWG%20Database%20for%20website.xlsx):

<https://www.sheltercluster.org/Asia/Philippines/Typhoon%20Haiyan%202013/Documents/20141003%20HSWG%20Database%20for%20website.xlsx>

Barangay	Temporary Shelter		Repairs & Retrofit		Core House		Permanent House		Total HH Reached	Total HH Target
	HH Reached	HH Target	HH Reached	HH Target	HH Reached	HH Target	HH Reached	HH Target		
BAYAS (BAYAS ISLAND)										
BAYUYAN										
BOTONGAN	9	27	50	50					59	77
BULAQUEÑA			310	310					310	310
CALAPDAN	0	5	0	50	0	5			0	60
CANO-AN										
DAAN BANUA	14	66	0	100	0	0			14	166
DACULAN	11	11							11	11
GOGO	12	13							12	13
JOLOG						400			0	400
LOGUINGOT (LOGUINGOT ISLAND)										
Lonoy (Roman Mosqueda)			124	124					124	124
LUMBIA (ANA CUENCA)			306	306					306	306
MALBOG			108	108					108	108
MANIPULON										
Pani-an			134	134					134	134
PA-ON	0	16	763	919	111	111			874	1,046
Poblacion Zone 1			0	0	0	27			0	27
POBLACION ZONE II										
POBLACION ZONE III										
SAN ROQUE	4	23	96	96					100	119
SANTA ANA			110	110					110	110
TABU-AN			96	96					96	96
TACBUYAN	0	15	0	200	0	40			0	255
TANZA	14	72	0	100	0	0			14	172
<b>Grand Total</b>	<b>64</b>	<b>248</b>	<b>2,097</b>	<b>2,703</b>	<b>111</b>	<b>583</b>			<b>2,272</b>	<b>3,534</b>

**ESTANCIA - HSWG Partner reporting**

Recovery Shelter activities (as of 06-OCT-2014)

Interventions By BARANGAYS &amp; AGENCIES

The data shown below represent the sum of households who have received (HH reached) or who will receive (HH targeted or underway) recovery shelter support by HSWG partner agencies. Numbers reached are those reported to the HSWG by 6th October 2014. The full data set of HSWG data can be found here:

<https://www.sheltercluster.org/Asia/Philippines/Typhoon%20Haiyan%202013/Documents/20141003%20HSWG%20Database%20for%20website.xlsx>

	Temporary Shelter		Repairs & Retrofit		Core House		Permanent House		Total HH Reached	Total HH Target
Barangays & Agency	HH Reached	HH Target	HH Reached	HH Target	HH Reached	HH Target	HH Reached	HH Target		
<b>BAYAS (BAYAS ISLAND)</b>										
<b>BAYUYAN</b>										
<b>BOTONGAN</b>	9	27	50	50					59	77
Citizens' Disaster Response Center			50	50					50	50
World Vision	9	27							9	27
<b>BULAQUEÑA</b>			310	310					310	310
IOM			310	310					310	310
<b>CALAPDAN</b>	0	5	0	50	0	5			0	60
Solidar Suisse	0	5	0	50	0	5			0	60
<b>CANO-AN</b>										
<b>DAAN BANUA</b>	14	66	0	100	0	0			14	166
NCCP-ACT ALLIANCE	14	66							14	66
Solidar Suisse	0	0	0	100	0	0			0	100
<b>DACULAN</b>	11	11							11	11
World Vision	11	11							11	11
<b>GOGO</b>	12	13							12	13
World Vision	12	13							12	13
<b>JOLOG</b>					0	400			0	400
Ayala Land					0	400			0	400
<b>LOGUINGOT (LOGUINGOT ISLAND)</b>										
<b>Lonoy (Roman Mosqueda)</b>			124	124					124	124
CARE			124	124					124	124
<b>LUMBIA (ANA CUENCA)</b>			306	306					306	306
CARE			306	306					306	306
<b>MALBOG</b>			108	108					108	108
CARE			108	108					108	108
<b>MANIPULON</b>										
<b>Pani-an</b>			134	134					134	134
CARE			134	134					134	134
<b>PA-ON</b>	0	16	763	919	111	111			874	1,046
Solidar Suisse	0	0	0	0	0	0			0	0
World Renew			763	919	111	111			874	1,030
World Vision	0	16							0	16
<b>Poblacion Zone 1</b>			0	0	0	27			0	27
Iloilo Peoples Habitat Foundation			0	0					0	0
UN-Habitat					0	27			0	27
<b>POBLACION ZONE II</b>										
<b>POBLACION ZONE III</b>										
<b>SAN ROQUE</b>	4	23	96	96					100	119
IOM			96	96					96	96
NCCP-ACT ALLIANCE	4	23							4	23
Task Force Buliganay			0	0					0	0
<b>SANTA ANA</b>			110	110					110	110
CARE										



## ESTANCIA - HSWG Partner reporting

### Recovery Shelter activities (as of 06-OCT-2014)

#### Interventions By BARANGAYS & AGENCIES

The data shown below represent the sum of households who have received (HH reached) or who will receive (HH targeted or underway) recovery shelter support by HSWG partner agencies. Numbers reached are those reported to the HSWG by 6th October 2014. The full data set of HSWG data can be found here:

<https://www.sheltercluster.org/Asia/Philippines/Typhoon%20Haiyan%202013/Documents/20141003%20HSWG%20Database%20for%20website.xlsb>

Barangays & Agency	Temporary Shelter		Repairs & Retrofit		Core House		Permanent House		Total HH Reached	Total HH Target
	HH Reached	HH Target	HH Reached	HH Target	HH Reached	HH Target	HH Reached	HH Target		
<b>TABU-AN</b>			96	96					96	96
CARE			96	96					96	96
<b>TACBUYAN</b>	0	15	0	200	0	40			0	255
Solidar Suisse	0	15	0	200	0	40			0	255
<b>TANZA</b>	14	72	0	100	0	0			14	172
NCCP-ACT ALLIANCE	14	72							14	72
Solidar Suisse	0	0	0	100	0	0			0	100
<b>Grand Total</b>	<b>64</b>	<b>248</b>	<b>2,097</b>	<b>2,703</b>	<b>111</b>	<b>583</b>			<b>2,272</b>	<b>3,534</b>